



Briefing: UCAS statistics on placed applicants 28 days after A-level results day

Briefing Paper: Placed nursing applicants as of 10 September 2020

UCAS has published Daily Clearing Analysis 28 days after A-level results day. It shows a record number of applicants have been placed on undergraduate nursing courses at UK universities with increases across all domiciles and age groups.

- There was a 23% increase in placed **English** domiciled nursing applicants; a 20% increase in placed nursing applicants domiciled in **Scotland**, an 11% increase in placed nursing applicants domiciled in **Wales**, and a 19% increase in the number of placed nursing applicants domiciled in **Northern Ireland**.
- Universities in **England** placed 5,000 more nursing applicants than in 2019, an increase of 23%.
- Across the UK, there was an 23% increase in placed nursing applicants aged 18; a 2% increase in placed nursing applicants aged 19; a 18% increase in placed nursing applicants aged 20; a 15% increase in placed nursing applicants aged 21-24; a 24% increase in placed nursing applicants aged 25-29; a 27% increase in placed nursing applicants aged 30-34; and a 37% increase in placed nursing applicants aged 35 and over.
- The number of **male** placed applicants to nursing courses increased by 40% compared to 2019.

Headlines for the whole higher education sector

Overall application rate increases

Overall, there was a 4% increase in the total number of people with a confirmed place on an undergraduate course in the UK, to 515,650, compared to the same figure in 2019.

Increase in 18-year-old placed applicants

The percentage of 18-year-olds who are placed at a UK university has continued to increase and now stands at 36.4%. Overall, the number of 18-year old placed applicants increased by 6% and ranged from a 14% increase for those domiciled in England to 1% for those domiciled in Wales.

Increase in mature placed applicants

The number of UK applicants aged between 30-34 increased as well as those aged 35 and over increased by 12% compared to 2019. There was also an increase in placed applicants aged 25-19 by 9%.

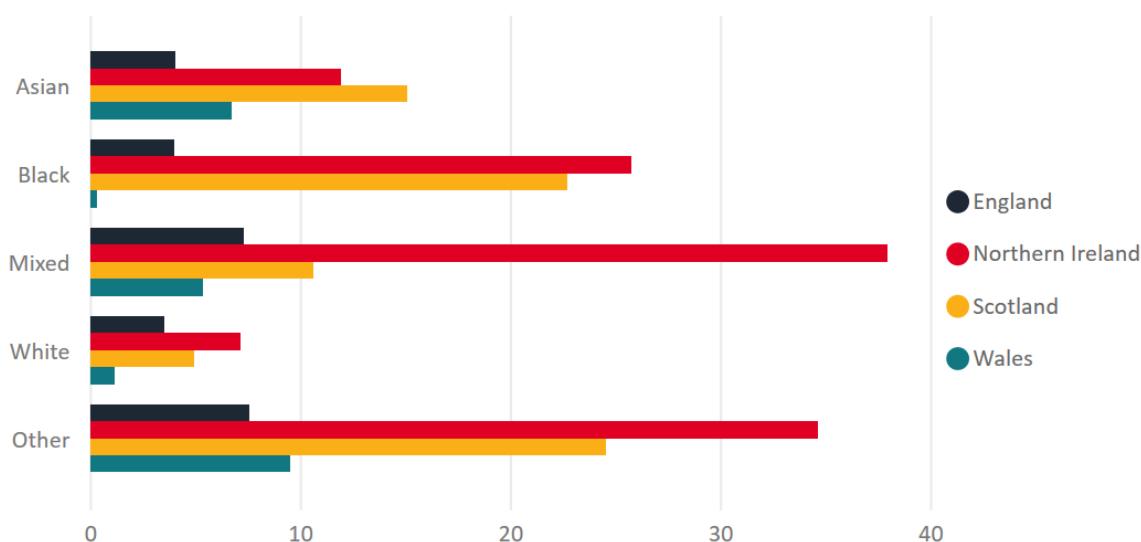
International applications rise despite Covid-19 restrictions

Despite travel restrictions and lockdowns, the number of placed applicants from outside the EU has increased by 9% compared to 2019. This includes a 27% increase in placed applicants from China to 12,980, and a 24% increase in applicants from India to 3,150. The number of placed applicants from the EU has decreased by 2% compared to 2019.

Increase in placed applicants among all ethnic groups

Across the UK, there was a 4% increase in placed applicants from Asian, Black and White ethnic groups, and an 8% increase in placed applicants from mixed and other ethnic groups.

Figure 1: Difference in number of UK domiciled placed applicants by ethnic group and domicile compared to 2019 cycle in %. Source: UCAS



Nursing figures

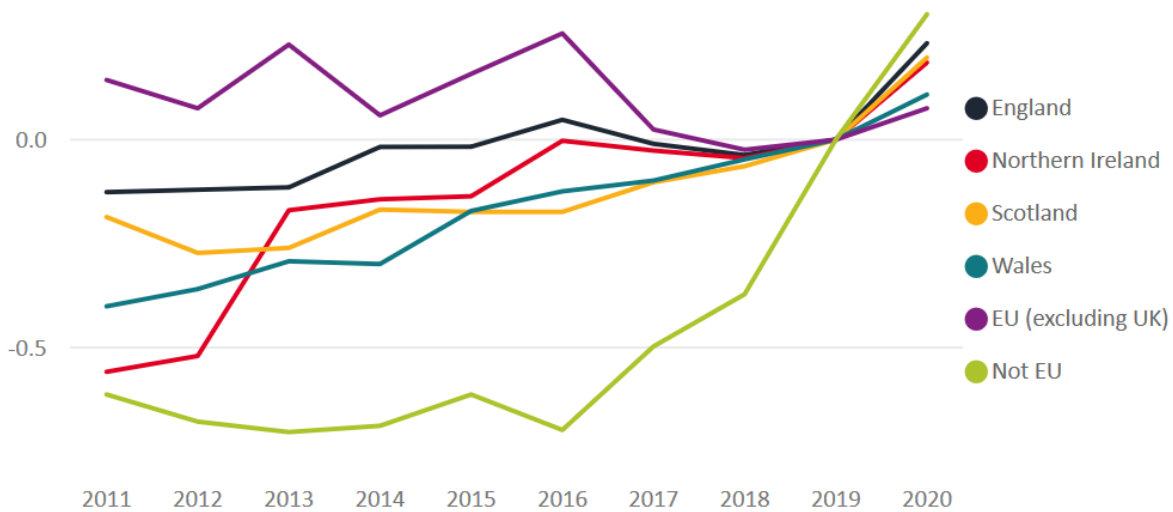
Never before have UK universities placed as many nursing applicants as in 2020. Overall, 34,190 applicants were placed on 10 September, which represents an increase of 22% compared to 2019. HEIs in England placed 5,000 more nursing applicants than in 2019, an increase of 23%.

Placed applicants by domicile group

There was a 23% increase overall in placed English domiciled applicants compared to 2019, rising from 21,030 to 25,910. Similarly, the number of Scottish domiciled applicants rose by 20% (3,570 in 2019; 4,270 in 2020), the number of applicants domiciled in Wales rose by 11% (1,810 in 2019; 2,000 in 2020), and the number of applicants domiciled in Northern Ireland increased by 19% (1,100 in 2019; 1,310 in 2020).

The overall number of placed applicants from the **UK** increased by 22% (27,510 in 2019; 33,490 in 2020) and the number of placed **EU** applicants increased by 8% (410 in 2019; 440 in 2020), whilst the number of **non-EU** applicants increased by 30% (200 in 2019; 260 in 2020). Most non-EU applicants who have been placed on nursing courses in the UK are from India, Nigeria, the United States or Zimbabwe.

Figure 2: Difference in number of placed nursing applicants by domicile compared 2019 cycle in %. Source: UCAS



Placed applicants by age group

The number of placed nursing applicants has increased for every age group. Across the UK, there was a 23% increase in applicants aged 18 (6,740 in 2019; 8,270 in 2020). 1.2% of all 18-year-olds in the UK are now placed on nursing courses.

The number of applicants aged 19 increased by 2% (3,460 in 2019; 3,530 in 2020). There was a 18% increase in the number of applicants aged 20 (1,800 in 2019; 2,120 in 2020), a 15% increase in the number of applicants aged 21-24 (4,480 in 2019; 5,130 in 2020), and a 24% increase in the number of applicants aged 25-29 (3,860 in 2019; 4,760 in 2020). The largest growth in applicant numbers could be seen for applicants aged 30-34 (+27% from 2,680 in 2019 to 3,400 in 2020) and for applicants aged 35 and over (+37% from 5,060 in 2019 to 6,930 in 2020).

Placed applicants aged 18 by domicile

The number of 18-year-old placed applicants resident in **England** was 22% higher than in 2019, rising from 5,240 to 6,410. Similarly, 18-year-old **Scottish** domiciled placed applicants increased by 13% (700 in 2019; 790 in 2020); **Welsh** domiciled applicants by 20% (from 360 to 440) and **Northern Irish** domiciled applicants by 40% (from 350 to 490).

Placed applicants aged 19 by domicile

The number of 19-year-old placed applicants domiciled in **England** increase slightly from 2,500 in 2019 to 2,540 in 2020. There was a 5% increase from 19-year-old **Scottish domiciled** applicants (370 in 2019; 390 in 2020) and a 21% increase in 19-year old placed applicants domiciled in **Northern Ireland** (190 in 2019; 230 in 2020). There was a decrease by 13% for those domiciled in **Wales** (250 in 2019; 210 in 2020).

Placed applicants aged 20 by domicile

The number of 20-year-old placed applicants resident in **England** was 17% higher than in 2019, rising from 1,310 to 1,540, and the number of **Scottish domiciled applicants** was 27% higher, rising from 200 to 250. The number of 20-year-old placed applicants resident in **Wales** rose by 23% (100 in 2019; 120 in 2020) and of those domiciled in **Northern Ireland** by 31% (90 in 2019; 110 in 2020).

Placed applicants aged 21-24 by domicile

The number of 21-24-year-old applicants resident in **England** was 16% higher than in 2019, rising from 3,240 to 3,770, the number of **Scottish domiciled applicants** was 18% higher, rising from 610 to 720, and the number of applicants domiciles in **Wales** increased slightly from 340 to 350. Similarly, the number of 21-24-year-old applicants resident in **Northern Ireland** increased slightly from 170 to 180.

Placed applicants aged 25-29 by domicile

The number of 25-29-year-old placed applicants resident in **England** was 26% higher than in 2019, rising from 2,770 to 3,490. The number of **Scottish domiciled placed applicants** was 20% higher, rising from 610 to 730, and the number of applicants domiciles in **Wales** rose by 21% from 290 to 350. The number of 25-29-year-old applicants resident in **Northern Ireland** decreased slightly from 120 to 110.

Placed applicants aged 30-34 by domicile

The number of 30-34-year-old placed applicants resident in **England** was 31% higher than in 2019, rising from 1,950 to 2,560, the number of **Scottish domiciled applicants** was 17% higher, rising from 420 to 490, and the number of applicants domiciled in **Wales** rose by 13% from 210 to 230. The number of 30-34-year-old applicants resident in **Northern Ireland** decreased slightly from 80 to 70.

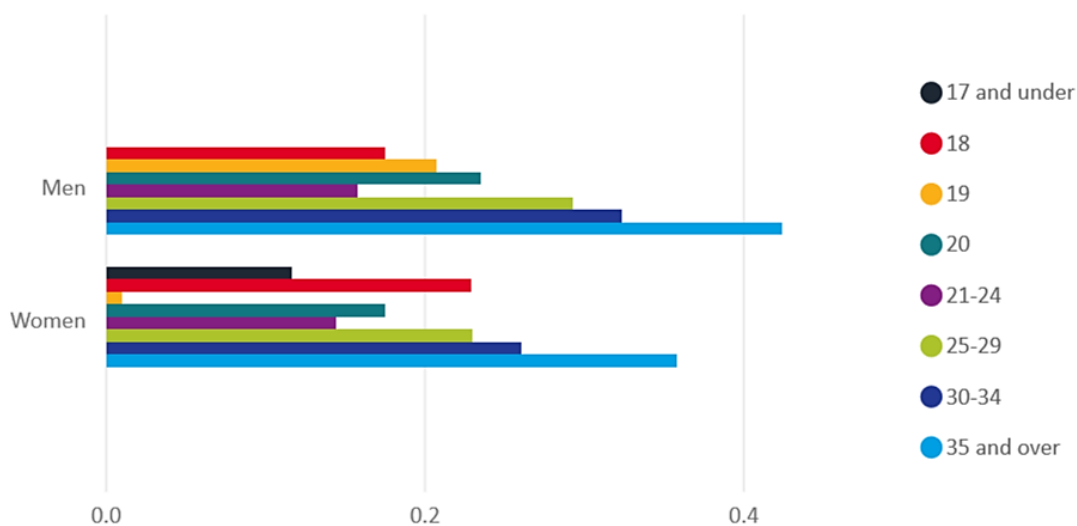
Placed applicants aged 35 and over by domicile

The number of placed applicants aged 35 and over resident in **England** was 40% higher than in 2019, rising from 4,020 to 5,610, the number of **Scottish domiciled applicants** was 38% higher, rising from 630 to 870, the number of applicants domiciled in **Wales** rose by 13% from 260 to 290, and the number of placed applicants aged 35 and over resident in **Northern Ireland** remained the same.

Male and female applicants

The number of placed **male** applicants to nursing courses increased more than the rate of placed **female** applicants with a 30% and 22% increase respectively. The number of placed **male** applicants **aged 18** was 17% higher than in 2019 rising from 250 to 300, and the number of placed **male** applicants **aged 35 and over** rose most sharply by 42% from 870 in 2019 to 1,230 in 2020.

Figure 3: Difference in number of placed nursing applicants by gender and age compared 2019 cycle in %.
Source: UCAS



Owing to the low number of male applicants, one should be careful not to place too much emphasis on developments by age group for the four nations of the UK. The same applies to the breakdown of EU and non-EU applicants by age group and sex.

For more information contact:

Dorothea Baltruks, Senior Policy and Research Officer, dorothea.baltruks@cod-health.ac.uk